

FINDING STABILITY ALONE IS FULL OF OBSTACLES AND CHALLENGES A TRUSTED MENTOR MAKES STABILITY POSSIBLE



MANY PEOPLE IN OUR COMMUNITY LACK A POSITIVE ROLE MODEL

RETURNING CITIZENS

Over **5,000** people return to Marion County after leaving prison each year




Without help, **51%** will re-offend within 3 years
Costs in excess of **\$25,000** to incarcerate one person for a year

HOMELESSNESS

1,619 homeless on any given night in Indianapolis

12,535 over the year



Nearly **1 in 5** is fleeing domestic violence

YOUNG ADULTS AGING OUT OF FOSTER CARE

Every year, **100** young adults age out of foster care in Marion County. They face adulthood without a family to provide encouragement and guidance.



They are **25%** more likely to become homeless or be incarcerated. Once in the system, these young adults can cost **\$300,000** per person in social costs over a person's lifetime.

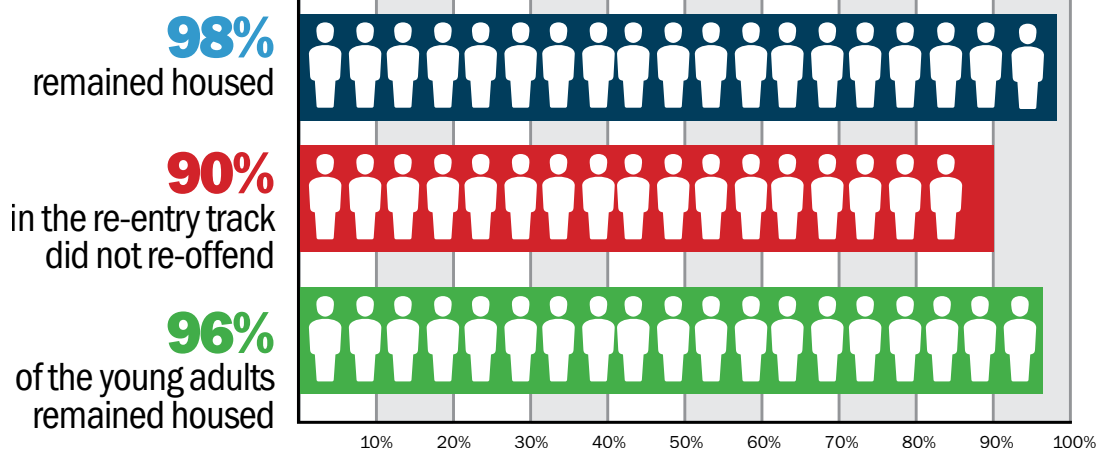
TRUSTED MENTORS MAKES A DIFFERENCE

Trusted Mentors **recruits, qualifies, trains, and supports mentors** dedicated to helping individuals gain the necessary life skills to become self-sufficient along with a sense of self-worth.

MENTORING

- is not done alone – trained staff provide **on-going support**
- is provided by **volunteers**
- is a **one-on-one** relationship
- is **long-term**
- literally **changes lives**, and the face of our community
- **augments the value** of partner agencies' programs from which the individual is referred

We supported 236 mentor relationships in 2016 – up 140% from 2012.
While working with a Trusted Mentor:



Even a 1% reduction in the recidivism rate saves Marion County \$1.55 million.

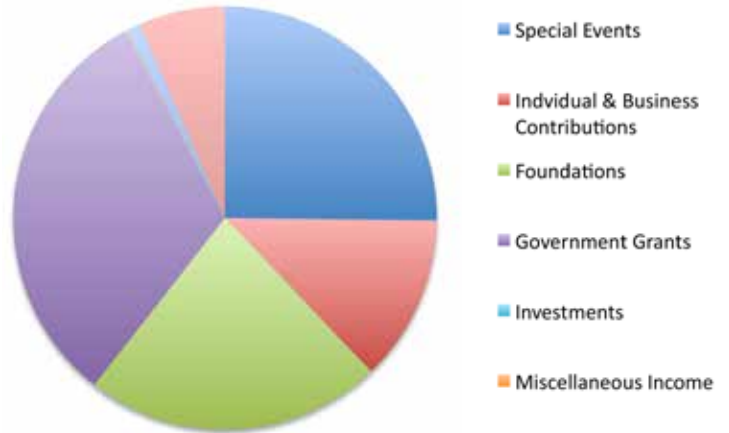


WILL YOU HELP?

TrustedMentors.org
info@trustedmentors.org
(317) 985-5041

THE FINANCIALS: 2016

REVENUES	Amount	Percentage
Special Events	\$53,583.02	16.15%
Individual & Business Contributions	\$26,908.89	8.11%
Foundations & Grants	\$226,845.85	68.36%
Government Grants	\$15,000.00	4.52%
Investments	\$114.06	0.03%
Miscellaneous Income	\$576.59	0.17%
Program Income	\$5,000.00	1.51%
Service Clubs & Churches	\$2,109.00	0.64%
United Way of Central Indiana	\$1,685.60	0.51%
Total Revenue	\$331,823.01	100.00%



EXPENSES	Amount	Percentage
Salaries, Taxes, Benefits, & Fees	\$200,921.33	75.86%
Business Expenses	\$1,020.46	0.39%
Facilities & Equipment	\$17,647.58	6.66%
Operations	\$9,079.70	3.43%
Uncategorized Expenses	\$5,452.62	2.06%
Professional Development	\$638.04	0.24%
Program Expenses	\$3,619.84	1.37%
Fundraising Expenses	\$20,968.20	7.92%
Marketing	\$5,506.03	2.08%
Total Expense	\$264,853.80	100.00%



Net Profit	\$66,969.21	
-------------------	--------------------	--